



NEVER STOP READING

Today a reader,
tomorrow a leader.

HOLIDAY HOMEWORK



**Maharishi Arvind
SCHOOL** Affiliated to CBSE, New Delhi

Indian Values with Global Vision



CLASS VIII:

SUMMER HOLIDAY HOMEWORK

“The capacity to learn is a gift; the ability to learn is a skill; the willingness to learn is a choice”

Holiday Homework is an attempt to enhance children’s imagination. Doing it in the right spirit with enthusiasm will make it a great learning experience.

Dear Parents,

There is no doubt that vacations are the most appropriate time for the students to refresh and rejuvenate themselves to showcase their performance more enthusiastically. Children have ample energy which needs to be channelized in the right direction to get the best out of them.

Keeping this in mind the holiday homework has been designed to make them more observant and confident. We have tried to make the work enjoyable keeping in mind their interest.

We wish you a HAPPY AND HAPPENING SUMMER BREAK!

General Instructions





- **Don’t bring Home Work on the first day of reopening of the school**
- The dates for bringing the home work will be intimated later, by the Subject teachers on reopening of school after vacations.
- Originality of the work will be appreciated.
- Project / Homework will be assessed on the basis of neatness, creativity and Originality of ideas.

ENGLISH

1. Become a reporter for a day and try to collect the news from your surroundings. Make a mini newspaper on A4 size sheet or else make a PPT.
2. Write an autobiography with lot of images and pictures include:
 - (a) Name, place and time of birth.
 - (b) Description of your parents, sisters and brothers.
 - (c) Your first day at school.
 - (d) Favourite food, dress etc.
 - (e) Friends
 - (f) Favourite source of entertainment
 - (g) Person closest to you in life.
 - (h) Your role model.
 - (i) Your goal

(j) What is the positive change you wish to bring in your life?

3. Make a Board game on any Grammar topic. Use A3 sheet for this purpose. Refer to the image given below.

Finish	Talk about... 32. ___ trip you plan to take.	True or false? 31. I have never been to ___ Philippines.	Talk about... 30. ___ important problem facing ___ world.	True or false? 29. I love to visit ___ coast.	Talk about... 28. ___ useful invention.
					True or false? 27. I would like to live in ___ countryside.
True or false? 21. I had ___ cold last month.	Talk about... 22. ___ most expensive thing you've ever bought.	True or false? 23. I usually meet my friends at ___ weekend.	Talk about... 24. something you like to do in ___ evening.	True or false? 25. I once ran in ___ marathon.	Talk about... 26. what you were doing ___ hour ago.
Talk about... 20. what ___ teachers at your school are like.					
True or false? 19. I eat junk food more than twice ___ week.	Talk about... 18. the last time you went to ___ cinema.	True or false? 17. I have ___ older brother/sister.	Talk about... 16. ___ new language you would like to learn.	True or false? 15. I use ___ Internet every day.	Talk about... 14. something interesting you've done in ___ last week.
					True or false? 13. I live in ___ apartment.
True or false? 7. I have seen ___ ancient monument.	Talk about... 8. ___ person you know very well.	True or false? 9. I have been to ___ USA.	Talk about... 10. how much ___ umbrella costs.	True or false? 11. I never listen to ___ radio.	Talk about... 12. what ___ student on your right is wearing.
Talk about... 6. ___ most beautiful place you have visited.					
True or false? 5. I can play ___ musical instrument.	Talk about... 4. animals you can see at ___ zoo.	True or false? 3. I'm thinking of buying ___ new mobile phone.	Talk about... 2. what you usually do in ___ summer.	True or false? 1. I saw ___ interesting film recently.	Start

HINDI

नोट -सभी कार्य सुंदर लिखाई में करें।

लिखित कार्य A4 साइज शीट में लिखें।

क) आपने अक्सर अपने पिताजी के मुख से सुना होगा कि ट्रैफिक के कारण घर आने में उन्हें देर हो गई। आपने बस से स्कूल या घर आते-जाते हुए रास्ते में ट्रैफिक महसूस किया होगा? जब आप ऐसा देखते हैं तो आपको कैसा लगता है, ट्रैफिक बढ़ने के कुछ कारण, समाधान के उपाय अपने अनुभव के आधार पर लिखिए।

ख) जंगली जानवरों की कुछ प्रजातियों के तेजी से लुप्त होने के पीछे क्या कारण है? सुझाव व सरकार द्वारा चलाई योजनाओं की सूची बनाए व पीपीटी तैयार करें।

ग) आजकल प्रदूषण को कम करने हेतु ई-वाहन का प्रयोग बढ़ने लगा है। इनकी उपयोगिता लिखते हुए चित्र की जुबानी वाहनों को चित्रित करे एवं उनकी उपयोगिता का वर्णन करें।

SANSKRIT

1. पाठ्यपुस्तक के कोई पाँच श्लोक भावार्थ सहित लिखें।
2. सावित्रीबाई फुले का चित्र चिपकाकर उनके द्वारा किए गए महत्वपूर्ण कार्यों का वर्णन करें।
3. वृक्ष बनाकर कारक के नाम व चिन्ह विभक्ति सहित उसकी पत्तियों में लिखें।
4. कक्षा में किया गया संपूर्ण कार्य याद करें।

French

1. Conjugate the following verbs in your French copy (Travailler, donner, finir, remplir, pouvoir, vouloir, faire, venir, prendre, aller)
2. Learn all the « adverbess de quantite » and make sentences with each of them.
3. Find the names of the current Prime Minister & President of France and India. Paste their pictures along with their names in your French notebook.

SCIENCE

1. Make an investigatory project on **Unique Phenomenon That Occur** in The Universe and Write down:

- Names of the phenomenon
- Paste images related to the phenomenon
- Reason behind the phenomenon
- Details of the phenomenon

2. Make 5 extra questions from within the following chapter:

Ch-1 Crop Production and Management

Ch-2 Microorganisms

3. Make a working model on any one topic:

a) Vacuum Cleaner (Roll No. 1-3)

b) Hydraulic Crane (Roll No. 4-6)

- c) Seismograph (Roll No. 7-9)
- d) Satellite(Roll no 10- 13)
- e) Sex Determination (non working) Roll No 14-15)

COMPUTER

Make a power point presentation of 7-10 slides on anyone (1) of these topics. Include appropriate pictures to make presentation attractive.

- Future of mobiles
- Artificial Intelligence in Medical Field
- Impact of Artificial Intelligence on our daily life
- To show the use of multimedia in different areas of day-to-day life.
- Networking

Make sure these effects are included in your power point presentation: -

1. Transitions
2. Animations
3. Apply Themes
4. Insert Pictures

Note:- Explore the link given here and try to use the effect in your PPT

<https://www.instagram.com/reel/CwN88fgAer-/?igsh=MXZ4bWpkajd3cWExdA==>

SOCIAL SCIENCE

Create a travelogue in a scrapbook

Total pages at least 8 pages

1. Introduction of the place
2. Location of the same on map
3. Description of the place: Include details about the geography, climate, culture and any unique features that make it special.
4. Food and cuisine: Mention any special dishes you tried and what you thought of them.
5. Local culture and traditions
6. Highlights and memorable moments
7. Reflection and conclusion: what the trip meant to you. Share any lessons you learned or insights you gained from the experience.
8. Closing : End your travelogue with a closing statement or thought. Also include pictures to make it more interesting.

MATHEMATICS

- Revise Chapter 1 & 2
- Prepare the below mentioned Charts/ Models as per the Group allotted

Group 1 Make a model on Additive Inverse

Group 2 Make a working model of Polygon.

Group 3 Make a geometrical park working model -

Group 4 Working model on Square and cube numbers

➤ **Make Project** based on the the following topics

(a) Group 1 and 2- Rational Numbers

(b) Group 3 and 4- Linear Equations in One Variable

Note: The Project should have

(a) Beautifully decorated cover page with subject name and topic.

(b) Second page School name, Student's name, Class, and subject teacher's name.

(c) Third page as Index

(d) Fourth page onwards explanation of topics and consisting of properly drawn figures or pasted pictures.